



**ALUMINIUM
SLIDING
FOLDING
SYSTEM**



AluPure aluminium sliding folding door system offers the highest level of quality and security. Their classic lines are the perfect complement to the modern architectural style. The fascinating attributes of these aluminium elements are their excellent fitness for use, even under extreme loads, they assured perfect functionality at all times.

AluPure aluminium elements are timeless, individual, and highly convincing with many positive properties. The profiles are extremely durable, and require only low maintenance over their long service lives. Moreover, AluPure aluminium elements are non-flammable, colourfast, and 100% recyclable. Thanks to their high stability and load bearing capacity, elements can be produced in extraordinary sizes and with various glass options.

Their weather resistance lends them long term durability, and they are maintenance free to the greatest possible extent. They fulfil virtually all architectural challenges affecting colour, shape, and design. The value and appearance of these aluminium structural elements are therefore preserved – with the corresponding cuts in the cleaning, maintenance and care costs for your projects.

How your own home looks depends on the design of the door elements. After all the sliding folding door system characterise the style of your home. For this reason, AluPure offers designers great leeway in the choice of window colours. These take the form of powder or anodic coatings that are bonded inseparably to the profile surface.



APSF 70 System

APSF 70 System is a versatile and flexible, non thermal broken sliding folding door system, available in a wide range of configurations to create the look you desire.

Multiple Doors can be combined with open-in or open- out options, in a variety of styles to create a wide expanse of opening. The narrow profile ensures that maximum glazing is achieved, flooding rooms with light.

APSF 70 System can be used in domestic applications as either an alternative to sliding doors or to open up entire wall as part of a conservatory, the system will make the most of a beautiful view or bring a garden into the home.

APSF 70 System offers impressive opening apertures that can unite internal and external areas creating unique living and social areas. Suitable for both Residential and Commercial applications.

Our systems combine the strength and light weight properties of Aluminium form and function of the highest standard. Reliability and security are key drivers in the design of any sliding or folding door system. APSF 70 System have been rigorously tried and tested to exceed many standards and are certified under the 'Secured by Design' scheme for security and exceed severe exposure categories for weather tightness.

Architects and designers appreciate these Bi-Fold doors not only for its versatility, but also for its high quality performances and its easy pliability to technical need of modern architecture.



Highest level
of Quality



Durable and
Low Maintenance



Built for Extreme
Weather Conditions



Non
Flammable

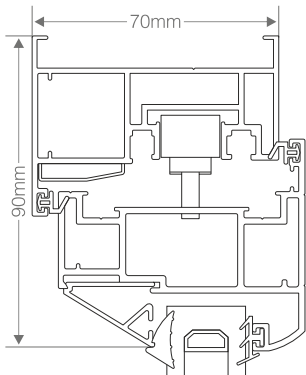


Colourfast and
100% Recyclable



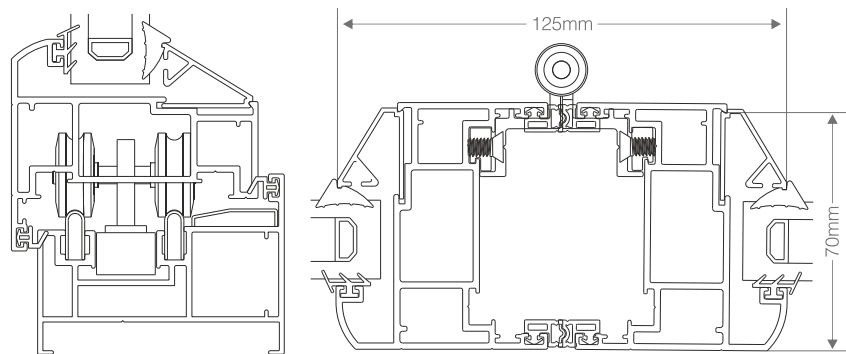
Maximum
choice of colours

Top Guide with Bottom Roller

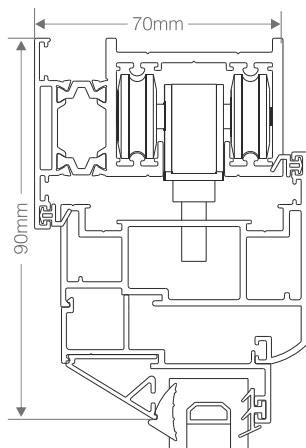


Dimensions

Frame Width	90 mm
Frame Depth	70 mm
Glass	28 mm DGU or 35 mm DGU With Blinds
Typical Sight Line	125 mm
Max o/a Height	3000 mm
Max o/a Width	900 mm
Max Sash Weight	80 kg

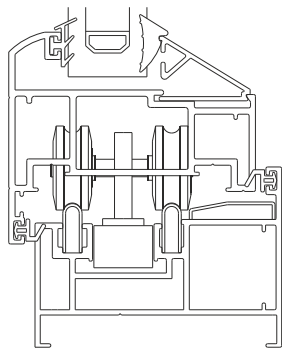


Top Hung with Bottom Roller



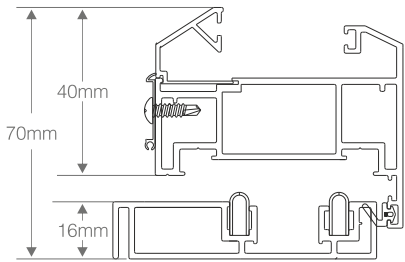
Dimensions

Frame Width	90 mm
Frame Depth	70 mm
Glass	28 mm DGU or 35 mm DGU With Blinds
Typical Sight Line	125 mm
Max o/a Height	3000 mm
Max o/a Width	1200 mm
Max Sash Weight	150 kg



U Value 1.5W/m²K	Document L ✓	Sightline 125mm
Air 600Pa	Water 600Pa	Wind 1200Pa

Top Hung with Bottom Flush



Dimensions

Frame Width	90 mm
Frame Depth	70 mm
Glass	28 mm DGU or 35 mm DGU With Blinds
Typical Sight Line	125 mm
Max o/a Height	3000 mm
Max o/a Width	900 mm
Max Sash Weight	80 kg



Application

Residential/ Retail/ Commercial - Robust use.


Design Features

- 70 mm Frame Depth (Slim Profiles for large glass area).
- Narrow profile offering minimum sight lines 42 mm interlock.
- Wrap around glazing.
- Heavy duty sliding folding door suitable for use in commercial application where heavy usage is expected.
- Four stainless steel wheels in bottom & four on top ensures larger door size smooth and consistent operation.
- In or Out opening.
- Optional top hang roller.
- Three point hook locking.
- Low threshold option available.
- Anti-finger trapping gasket.
- Available in all standard RAL colors.
- Designed to BS6375(Weather testing).
- Shootbolt at interval points. Handle with key locking.
- Sashes slide on four stainless steel wheel sitting on a steel track which give a smooth opening action.

Testing Parameter

Summary of Testing Procedure	Result		
	Test Standard	Classification Standard	Test Standard
Air Permeability	BS EN 1026:2000	BS EN 12207:2000	600 Pa (Class 4)
Watertightness	BS EN 1027:2000	BS EN 12208:2000	600 Pa (Class 9A)
Wind Resistance	BS EN 12211:2000	BS EN 12210:2000	1200 Pa (Class A2)
Exposure category		BS 6375:Part 1 : 2009	1200

The Typologies Shown Folding Towards The Inside and Outside Opening is Also Possible.



Top Roller with Bottom Roller



The test method followed the principle of Annex D of BS EN 1191:2012

Features & Benefits:

- 10000 cycle test with installed door. (buildcheck, UK)
- Stainless Steel 304 roller with zero tolerance.
- 150 kg weight capacity of door panel. (buildcheck, UK)
- High Quality needle roller bearings. (Germany)
- Stainless Steel 304 strong and corrosion resistance cast construction.
- One piece design of roller body, maintenance free and non breakable.
- Black, White & Sliver color powder coating.



APSF 70 System Handle

Features & Benefits:

- Premium Product.
- Can be used without the requirement for additional "D" handles.
- No visible screw in the closed or open positions.
- Side entry lock mechanism avoids key damage to door.
- Available in different Colors/Finishes.
- Special Colors/ Finishes possible.
- Non standard key for better Safety.
- 13 mm deep base-plate option.
- Non-locking option.

APSF 70 System Gear Box

Features & Benefits:

- Premium Product.
- Top & Bottom shootbolt lock .
- 20000 cycle tested.
- Specially for sliding folding door.
- 280 hr salt spray tested zinc passivation.
- Most Slimmer Design For slim line profiles.



Back-Plate Options



Cylinder Locking



Satin Chrome Bright Chrome Gold Stainless Steel White Black

profine India Window Technology Pvt. Ltd.

Registered & Corporate Office
501, 5th Floor, Kailash Building
26, K. G. Marg
New Delhi - 110001
Phone: (+91) 11 42368600
E-Mail: alupure.india@profine-group.com
Website: www.alupure.co.in



profine GmbH

Mülheimer Straße 26
53840 Troisdorf
Germany
Phone: (+49) 2241 9953-0
Fax: (+49) 2241 9953-3561
E-Mail: info@profine-group.com
Website: www.profine-group.com

